

Sometimes the browser is not updated or a cookie matter occurs and causes the following problems.

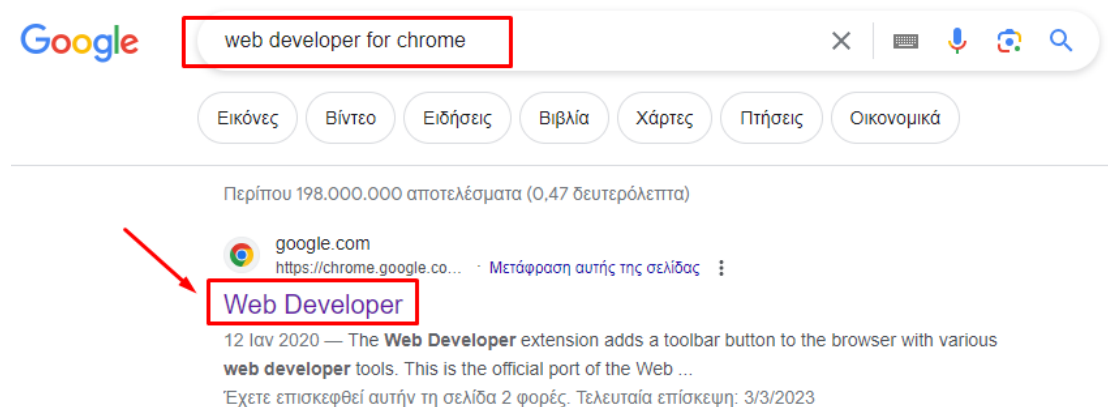
- 1) **Problem during e-shop log in, in case your password is already saved in the browser you use (Chrome, Mozilla, IE).**
- 2) **The shopping cart does not update when you add products in it.**

In the first case, you may just log out and then log in by entering the password by yourself. If you are still facing problem with your log in or your cart, you have to clear the cookies from your browser. You may do this with the following way, which applies to all browsers.

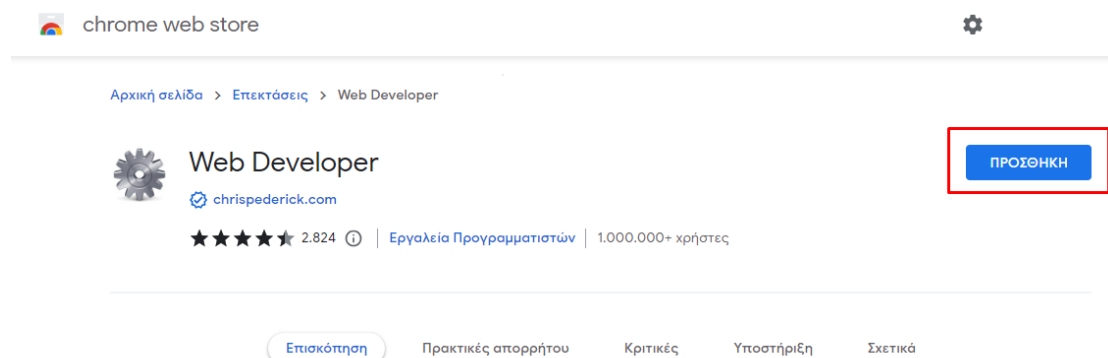
Below, we propose you an effective way of clearing the cookies from your browser in 5 simple steps.

Suppose we log in livardas.gr through Google Chrome.

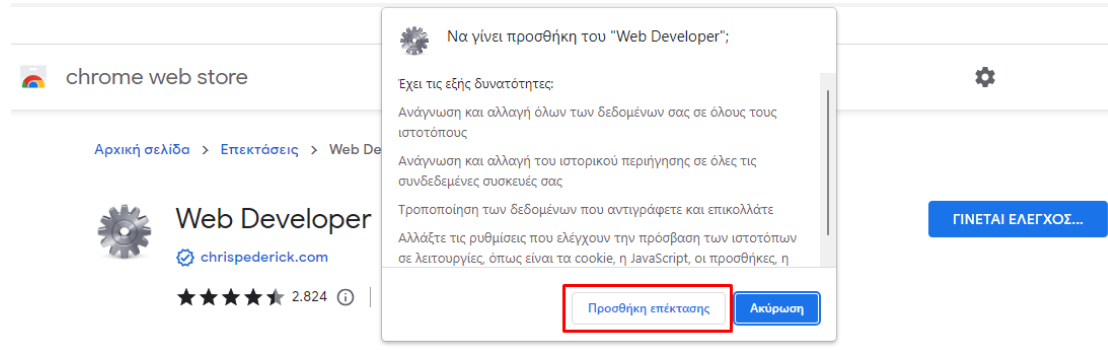
STEP 1: We search in Google the “web developer for chrome”



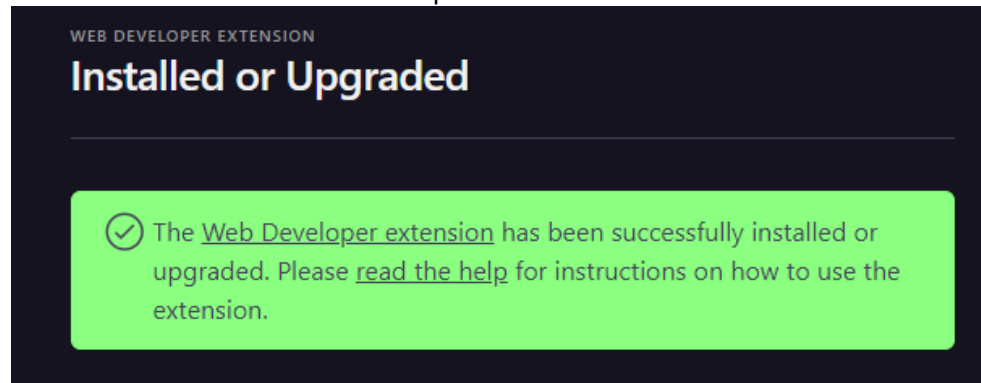
STEP 2: Choose the “Add” button



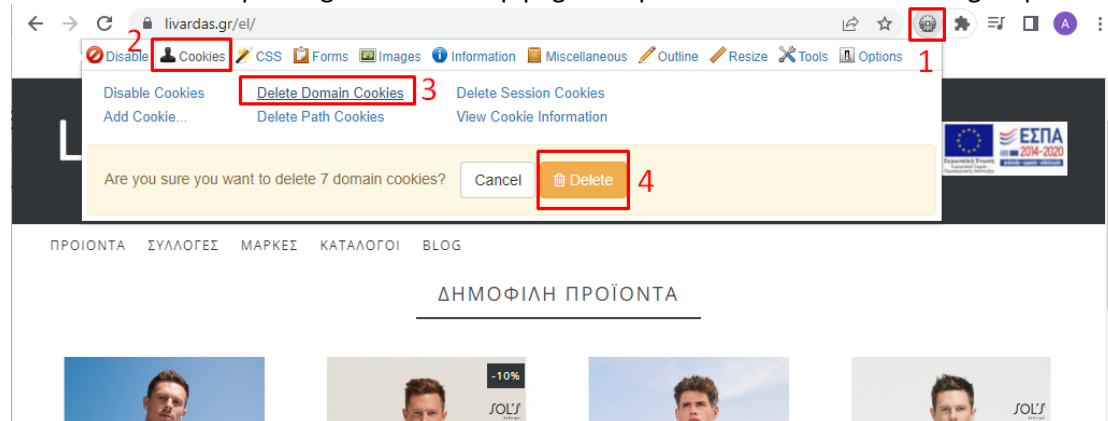
STEP 3: Then choose “Add extension” button



STEP 4: You will then see that the update has been added.



STEP 5: The last step is to go to the e-shop page and proceed with the 4 following steps.



Keep in mind that the amount of domain cookies found every time, are different in any case and don't matter at all.

You are now ready to log in once again without problems.

If any of these problems occurs in the future, you just go to **STEP 5**.